

Faster, safer wound healing with UVac®

Thanks to its unique hemispherical suction chamber, UVac ensures a virtually constant suction level throughout the entire active drainage period.

The creation of vacuum and the subsequent entry of liquids into the suction chamber are activated effortlessly: simply press.

Special non-return valves eliminate the need to manoeuvre clamps, leaving your hands free to empty the system. The characteristic absence of clamps therefore eliminates the risk of accidental opening, which could lead to potentially dangerous reflux. In short, that there is no safer or more economical low-vacuum drainage system.

PURPOSE

For post-operative drainage of wound secretions using low-vacuum pressure.

FEATURES

Quick connector for connection of all PVC drains CH 10 to 18. The bubble in the suction chamber indicates the suction status. Double fastening options at the patient's bedside: by hook or lanyard. Suction container capacity: 300 ml, graduated.

Lower collection bag with a capacity of 500 ml, graduated, featuring a non-return valve and equipped with an antibacterial filter. The suction container can be emptied into the collection bag without interrupting the circuit. Equipped with a double anti-reflux valve.

The lower bag can be removed to facilitate easier patient walking. Sterilised by gamma rays and packaged in a PEEL pouch. Latex-free.




REF	Description	UDI-DI code	Package
UV-N01	Low-vacuum drainage system without collection bag	08033609527090	Double packaging Box of 25 pcs.
UV-S02	Low-vacuum drainage system with collection bag and valve	08033609527137	
UV-S04	Low-vacuum drainage system with collection bag, without valve	08033609527151	

REF	Description	UDI-DI code	Package
EV-S00	500 ml collection bag with non-return valve	08033609523948	Single envelope Box of 25 pcs.
EV-S30	500 ml collection bag without non-return valve	08033609522163	

CE
0425

CLASS Is

STERILE R

Aspiration unit

Front:
Polyurethane

Rear part:
Styrene-butadiene (SBR)

Non-return valve:
Silicone rubber

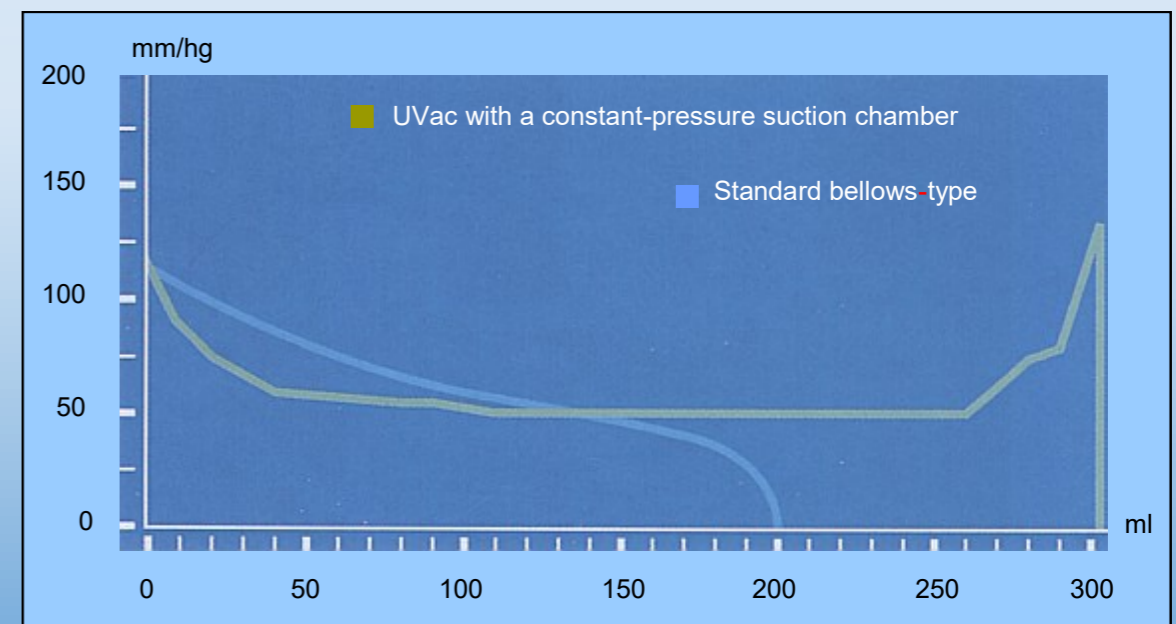
Bag, drain, connection tube (1050 mm): polyvinyl chloride (PVC) medical grade

Drainage connector:
ABS/PVC

Revision of 09.10.02.2025

UVac®

Low-vacuum post-operative drainage system with constant and continuous suction, 100% closed circuit



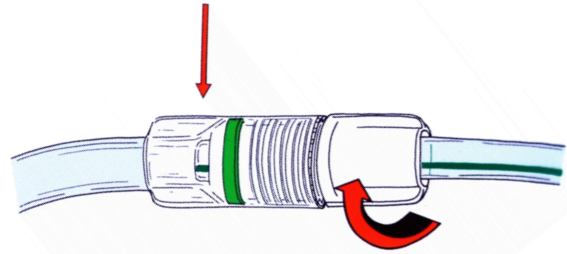
Exclusively distributed by:

Sim italia s.r.l.
SURGICAL INTERNATIONAL MARKETING

Certified Company
UNI CEI EN ISO 13485:2021
Via Gramsci, 9 • 40018 San Pietro in Casale (BO) - Italy
Tel. 051.817902 • 051.810572 Fax 051.817845
info@simitalia.it www.simitalia.it

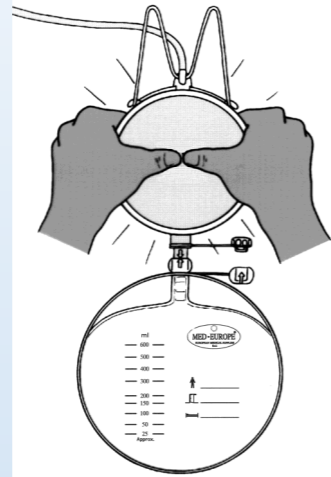
How the UVac works:

1. Drainage connection



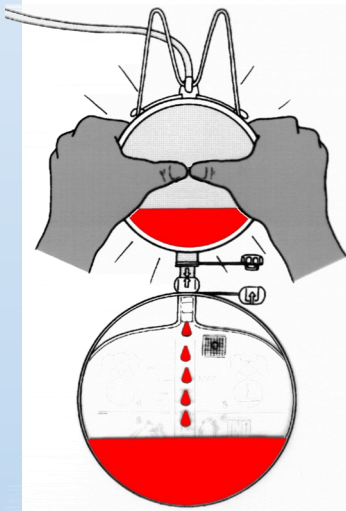
Thanks to the unique screw connection system, the UVac can be easily and securely connected to PVC drains CH 10 to CH 18; simply insert the drain into the connector all the way (the distal part of the drain must protrude to the rear of the connector); screw the connector on to secure the drain.

2. Creation of the vacuum and start of drainage activity



- Use both hands.
- Press the suction unit to the maximum vacuum position.
- As long as there is a recess in the suction unit the vacuum is present.
- When the suction unit has completely returned to the primary position, passive drainage begins.

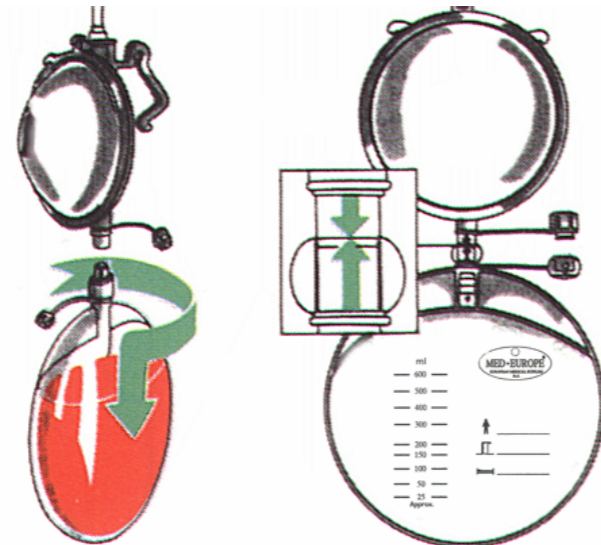
3. Emptying the contents



- Use both hands
- Press the suction unit to the maximum vacuum position.
- The exudate will COMPLETELY flow back into the lower bag.
- Check valves in the suction unit prevent backflow of blood and secretions. Vacuum is re-established and drainage activity resumes.

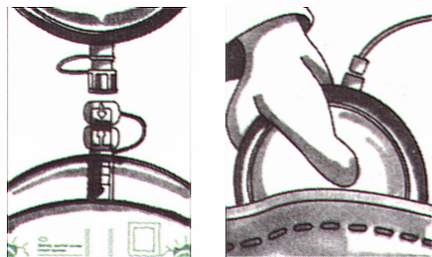
4. Bag replacement

- Remove the bag by turning it 90° to the left (counterclockwise) and close it with the plug
- The new bag is correctly positioned when the two arrows are aligned.



Mobility of the patient

- The collection bag can be removed during walking to take up less space.
- The suction unit is perfectly sealed even when the bag is removed.



What makes UVac.....UNIQUE

- No clamping, which eliminates the possibility of user error.
- Equipped with two highly efficient silicone anti-reflux valves for optimal performance.
- The suction pressure remains constant over time, even at low vacuum levels.
- The circuit is packaged as 'assembled' to guarantee that it remains fully closed.
- The suction container can be emptied into the collection bag without interrupting the circuit.
- The suction container is completely emptied into the collection bag, enabling particularly accurate measurement of actual drainage over time.
- The suction container is equipped with a measuring scale, allowing the drainage amount to be determined directly inside the container, not just after it has been poured into the collection bag.
- The lower collection bag can be removed or replaced without interrupting the drainage process.
- UVac can be used drop-down.
- Can also be used without the lower collection bag.

